



BRF Hotellparken - Renewal of batteries for dorr with RF Card reader.


1. Remove the rubber button on the inside of the lock



2. Unscrew using a Torx bit screwdriver



3. Disassemble the upper protective cover from the lock



4. Disconnect the battery shell from the upper cover.



5. Remove the old batteries and insert new AA batteries (4 in total)
6. Reconnect the battery shell to the upper cover.
7. Place the upper cover back on the lock and ensure that the screw hole is aligned correctly.
8. Screw in the Torx screw and put the rubber cover back..

